



Step 1: log into <https://www.bankmuscatonline.com>. Select Retail Login

Please take care of your online banking user id and password. Do not share them with anybody. bank muscat will never send you requests asking for your user id or passwords.



najahi Credit Cards for SME




**Important Notice**  
We are pleased to announce the launch of our new Online Banking system. Login now and experience a convenient and faster way to bank.

▶ **RETAIL LOGIN**

▶ **CORPORATE LOGIN**

Step 2: Type username and password



بنك مسقط online  
bank muscat

Login Register Now Trouble Logging In? Demo العربية

User ID

Password

LOGIN CLEAR

Use Virtual Keyboard

**BE AWARE OF**

- Card Skimming
- Password Sharing
- Phishing Mails
- Account Details On Phone
- Fake Website

Step 3: Go to transfer/payment and select Bill payment under Payment dropdown menu

Your current Login Password is 300 days old. We urge you to change your password.

Welcome **MOHAMED FARZAN MOHAMED NASEER**  
Last login time: **29-02-2016 10:10:19 AM GST**  
Last Unsuccessful Login Attempt: **09-02-2016 11:56:30 AM GST**

My Profile My Accounts Investments/Insurance **Transfers/Payments** Customer Service

Transfers Payments

Bill Payment

Payment To Credit Card

My Registered Billers

My Standing Instructions

View Completed Standing Instructions

Currency Converter

**Own bank muscat Accounts**  
Do an instant transfer to your account in bank muscat. **Transfer now**

**Other Accounts in bank muscat**  
Do an instant transfer to any accounts in bank muscat. **Transfer Now**

**Transfers within Oman**  
Transfer money in OMR to any bank within Oman.

**International Funds Transfer**  
Transfer foreign currency abroad.


Step 4: Select the debit account, Payment to New Biller and lookup for payee information

Last Unsuccessful Login Attempt: 05

My Profile   My Accounts   Investments/Insurance   **Transfers/Payments**   Customer Service

Transfers  
Payments  
**Bill Payment**  
Payment To Credit Card  
My Registered Billers  
My Standing Instructions  
View Completed Standing Instructions  
Currency Converter

Top up



**Bill Payment**

Frequency Type\* : One Time

Transaction Date (dd-MM-yyyy)\* : 29-02-2016

Account\* : MOHAMED FARZA MOHAMED NASEER( [View Account Details](#))

Payment To Registered Biller    Payment To New Biller

Biller Name\* :  [Lookup](#)

Biller Nick Name\* :


Add to My Registered Billers :

[Continue](#)   [Validate Biller](#)

Step 5: Search under business category 'School Fees'. Select 'Fees for Sri Lankan School'

Payments  
**Bill Payment**  
Payment To Credit Card  
My Registered Billers  
My Standing Instructions  
View Completed Standing Instructions  
Currency Converter

Top up



Now Top Up both your ooredoo as well as Oman tel connections Online

**Search Criteria**

Biller Name :

Business Category : School Fees

[Search](#)   [Clear](#)

**Displaying 1 - 10 of 18 results**

Select	Biller Name
<input type="radio"/>	Jaifar Ibn Al Julanda School Fees
<input checked="" type="radio"/>	Fees for Sri Lankan School
<input type="radio"/>	Fees for Rikaz Tech and Human Res
<input type="radio"/>	Fees for Pakistan School Muscat
<input type="radio"/>	Fees for National Nursry Montessori
<input type="radio"/>	Fees for Muscat College
<input type="radio"/>	Fees for Modern Coll Business & Sci
<input type="radio"/>	Fees for Middle east college of Information
<input type="radio"/>	Fees for Math Genius
<input type="radio"/>	Fees for Markaz Alisary School

< Page 1 of 2 >   Go to Page:  [Go](#)

## Step 6: Enter the student number and press validate Biller

My Profile	My Accounts	Investments/Insurance	<b>Transfers/Payments</b>	Customer Service
------------	-------------	-----------------------	---------------------------	------------------

Transfers

Payments

**Bill Payment**

Payment To Credit Card


My Registered Billers

My Standing Instructions

View Completed Standing Instructions

Currency Converter

Top up



Now Top Up both your ooredoo as well as OmanTel connections Online

### Bill Payment

Frequency Type\* : One Time

Transaction Date (dd-MM-yyyy)\* : 29-02-2016

Account\* : MOHAMED FARZAN MOHAMED NASEER( [View Account Details](#))

Payment To Registered Biller  Payment To New Biller

Biller Name\* : Fees for Sri Lankan School [Lookup](#)

Biller Nick Name\* : SLSM Fee Fathima

Add to My Registered Billers :

Student Number\* : 3489

[Continue](#) [Validate Biller](#)

## Step 7: Enter the amount in Pay amount and continue

My Profile	My Accounts	Investments/Insurance	<b>Transfers/Payments</b>	Customer Service
------------	-------------	-----------------------	---------------------------	------------------

Transfers

Payments

**Bill Payment**

Payment To Credit Card


My Registered Billers

My Standing Instructions

View Completed Standing Instructions

Currency Converter

Top up



Now Top Up both your ooredoo as well as OmanTel connections Online

### Bill Payment

Frequency Type\* : One Time

Transaction Date (dd-MM-yyyy)\* : 29-02-2016

Account\* : MOHAMED FARZAN MOHAMED NASEER( [View Account Details](#))

Payment To Registered Biller  Payment To New Biller

Biller Name\* : Fees for Sri Lankan School [Lookup](#)

Biller Nick Name\* : SLSM Fee Fathima

Add to My Registered Billers :

Student Number\* : 3489

Pay Amount\* : 70.000

Narration Reference :

[Continue](#)

Step 8: You will receive an OTP (One Time Pin) to the registered Mobile. Enter the OTP

My Profile	My Accounts	Investments/Insurance	<b>Transfers/Payments</b>	Customer Service
------------	-------------	-----------------------	---------------------------	------------------

Transfers

Payments

**Bill Payment**

Payment To Credit Card

My Registered Billers

My Standing Instructions

View Completed Standing Instructions

Currency Converter

### Preview Details


Transaction Date (dd-MM-yyyy)	: 29-02-2016
Frequency Type	: One Time
Debit Account	: 0329003431950014
Transaction Amount	: OMR 70.000
Biller Name	: Fees for Sri Lankan School
Biller Nickname	: SLSM Fee Fathima
Narration Reference	:
Payment Type	: Payment to New Biller
Student Number	: 3489

Enter OTP

OTP has been generated and sent to your Registered Mobile Number.

Enter OTP :

Top up



Now Top Up both your ooredoo as well as OmanTel connections Online

Step 9: Transaction Receipt can be finally printed and the reference number could be saved.

Transfers	<b>Transaction Receipt</b>
-----------	----------------------------

Transfers

Payments

**Bill Payment**

Payment To Credit Card

My Registered Billers

My Standing Instructions

View Completed Standing Instructions


Currency Converter

i Transaction with reference id 324533 processed successfully.

i Biller successfully registered. Reference ID is 22485.

Reference ID	: 324533
Transaction Date (dd-MM-yyyy)	: 29-02-2016
Frequency Type	: One Time
Debit Account	: 0329003431950014
Transaction Amount	: OMR 70.000
Biller Name	: Fees for Sri Lankan School
Biller Nickname	: SLSM Fee Fathima
Payment Type	: Payment to New Biller
Narration Reference	:
Transaction Status	: Success
Transaction Number	: FT16060645850211
Student Number	: 3489

Top up



Now Top Up both your ooredoo as well as OmanTel connections Online